




MC Wheel Drive Installation Guide



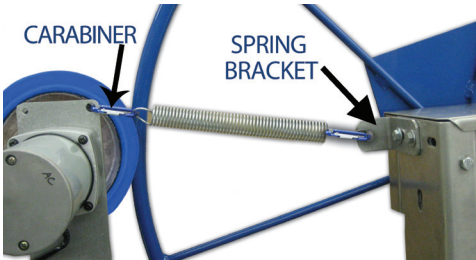
1. Mount Bracket Under Winch to Hoist with Hose Clamps.



2. Slide Mounting Arm into Bracket.




3. Install Motor with Swivel Pin and Key to Mounting Arm.




4. Install the (Large) Spring Bracket as Shown. Attach Carabiner's to Spring on both ends and Hook Up.

5. Tighten Mounting Arm Bolts. Final Assembly Shown on Right.


(IF SPRING IS LOOSE YOU CAN REMOVE A CARABINER)




ShoreStation Wheel Drive Installation Guide




1. Mount The ShoreStation Spring Bracket (Smaller One of the Two) On Outside of Wheel Stop.



2. Mount Arm Bracket as Shown Between Winch and Winch Tube with Hose Clamps.




3. Slide Mounting Arm into Bracket.



4. Install Motor with Swivel Pin and Key to Mounting Arm.



5. Attach Carabiner's to Spring on both ends and Hook Up.



6. Tighten Mounting Arm Bolts. Final Assembly Shown.

*** DANGER - CAUTION ***

**All AC Power Used on Your Dock or Lift Needs to be GFI Protected at the Shoreline.
Recommended Extension Cords up to 150 feet 12/3.**